

1991
30 YEARS
2021



HANDCRAFTED LUXURY

MONARCH
REST™

A REST LIKE NONE OTHER



RAINBOW BEDDING CO. LTD.



To Our Customers

The right mattress gives you more than a great night's sleep. It provides rest for the day ahead. Quality bedding is essential for receiving that rest.

At Rainbow Bedding Co. Ltd., mattresses are hand made and many are custom-built with your name on the packaging.

We promise to give you the comfort of luxurious quilting, high quality foam padding and strong components that contribute to a good night's rest.

Paul Miller, *Founder*, and his son Jolan Miller, *CEO/Owner*, make some of the finest mattresses in the world. They personally stand behind every Monarch Rest™ mattress they make. Their word is honest and good.

Table of Contents

Two-Sided Mattresses 2

Supreme Plush/Firm 3

Supreme Pillowtop 4

Elite Firm 5

Elite Plush 6

Elite Plush Premier 7

Elite Pillowtop 8

Elite Elegance 9

Ultrapedic 10

Ultra Pillow Plush 11

Perfect Choice 12 & 13

Single-Sided Mattresses 14

Quiet Night Plush/Firm 15

Quiet Night Pillowtop 16

Royal Night Plush/Firm 17

Adjustable Base Technology

ULTRA, STYLE & BRIO Adjustable Base Frames 18 & 19

Conforma Latex Plush/Firm 20 & 21

Tranquility Plush/Firm/Extra Firm 22 & 23

Integrity Ultra Plush/Plush/Firm 24

Ultra Gel Plush/Firm 25

Serenity Ultra Plush/Plush/Firm 26 & 27

Specifications/Comparison Chart 28–31

Monarch Warranty/Mattress Facts/Sizes & Standards 32

The Millers/German Translations Inside Back Cover



Hand Craftsmanship



Hand Assembled

The innerspring core is layered with multiple layers of insulation to keep the high-density foam padding from wearing directly against the steel springs.

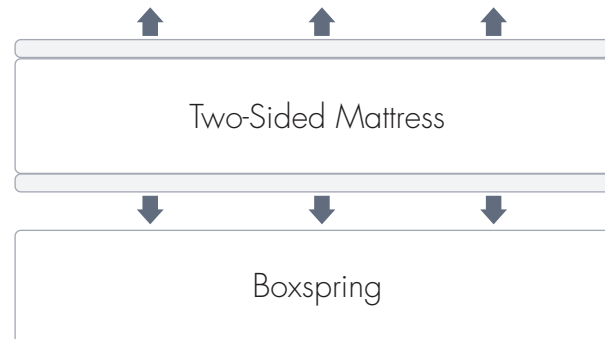
Aligning the layers carefully and attaching the cover properly are key to building a neatly tailored mattress.

Two-Sided Mattresses

Two-sided Monarch Rest™ innerspring mattresses have a steel coil system that provides the core support with several insulation layers plus multiple layers of comfort foam on both sides.

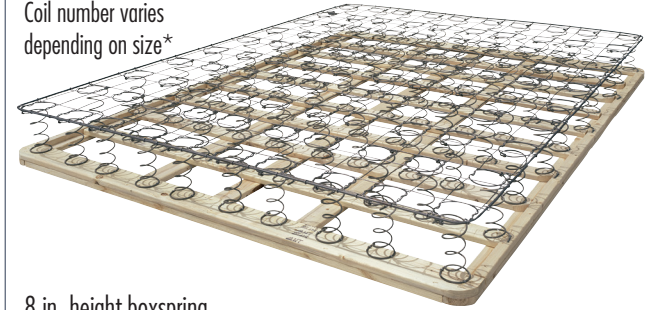
Two-sided polyurethane foam mattresses start with super high-density cores and are also topped with multiple layers of comfort foam to give you the luxurious comfort feel that you desire.

Double-sided mattresses are especially popular with those wanting to receive additional years of comfort from their bedding investment.




We recommend rotating the mattress from head to foot and flipping it every Spring and Fall. Periodic rotation and flipping prevents uneven wear.

Coil number varies depending on size*



8 in. height boxspring

5 in. height boxspring



Two-sided Monarch Rest™ mattresses come standard with a true flexing coil boxspring. This provides a responsive, shock-absorbing base that pairs well with a double-sided mattress. This is available in the standard 8 in. height or a low profile 5 in. height.

Standard in: Supreme, Elite, Perfect Choice, Ultrapedic and Ultra Pillow Plush.

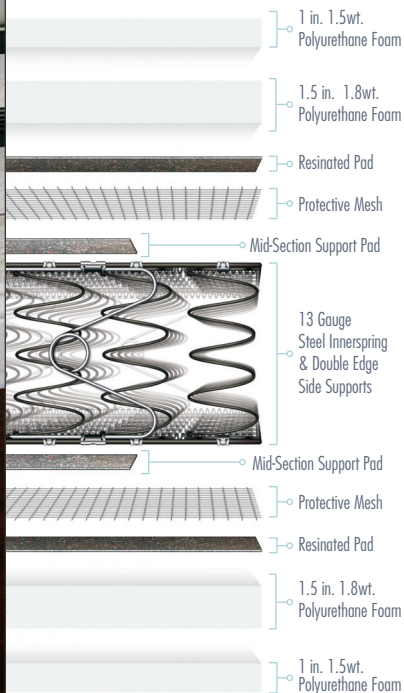
*Twin - 54 coil, Twin XL - 60 coil, Full - 81 coil, Queen - 100 coil, King - 120 coil (2 pieces)

Monarch Rest™ boxsprings will work fine with any Monarch Rest™ mattress. We can mix and match any combination you choose.

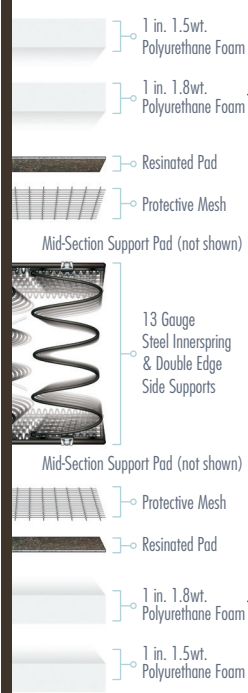
Supreme Plush/Firm

Mattress Components

PLUSH



FIRM



See Pages 28 - 31 for Specifications

Der dich behütet, schläft nicht

Supreme Plush/Firm

Two-Sided,
Innerspring Core




Supreme Pillowtop

Supreme Pillowtop



Two-Sided,
Innerspring Core
Pillowtop

Mattress Components




See Pages 28 - 31 for Specifications

Warum sich sorgen, wenn du beten kannst?

Elite Firm

Mattress Components



See Pages 28 - 31 for Specifications



Two-Sided,
Innerspring Core



Elite Firm

Wer arbeitet, dem ist der Schlaf süß.


Elite Plush

Elite Plush



Two-Sided,
Innerspring Core

Mattress Components




See Pages 28 - 31 for Specifications

Möge die Arbeit der Hände immer die Seele erfreuen.

Elite Plush Premier

Mattress Components



See Pages 28 - 31 for Specifications



Elite Plush Premier

Two-Sided,
Innerspring Core



Es ist dein Leben, mach das beste daraus.


Elite Pillowtop

Elite Pillowtop



Two-Sided,
Innerspring Core
Pillowtop

Mattress Components




See Pages 28 - 31 for Specifications

Durch stille sein und hoffen würdet ihr stark sein.

Elite Elegance

Mattress Components



See Pages 28 - 31 for Specifications

Ich liege und schlafe ganz mit Frieden

Two-Sided,
Innerspring Core
Pillowtop



Elite Elegance

Ultrapedic

Ultrapedic



Two-Sided,
Super High-Density
Foam Core

Mattress Components



See Pages 28 - 31 for Specifications

Reine Gedanken, reines Leben

Ultra Pillow Plush

Mattress Components



See Pages 28 - 31 for Specifications

Ein reines Gewissen ist ein weiches Kissen.

Ultra Pillow Plush

Two-Sided,
Super High-Density
Foam Core, Pillowtop



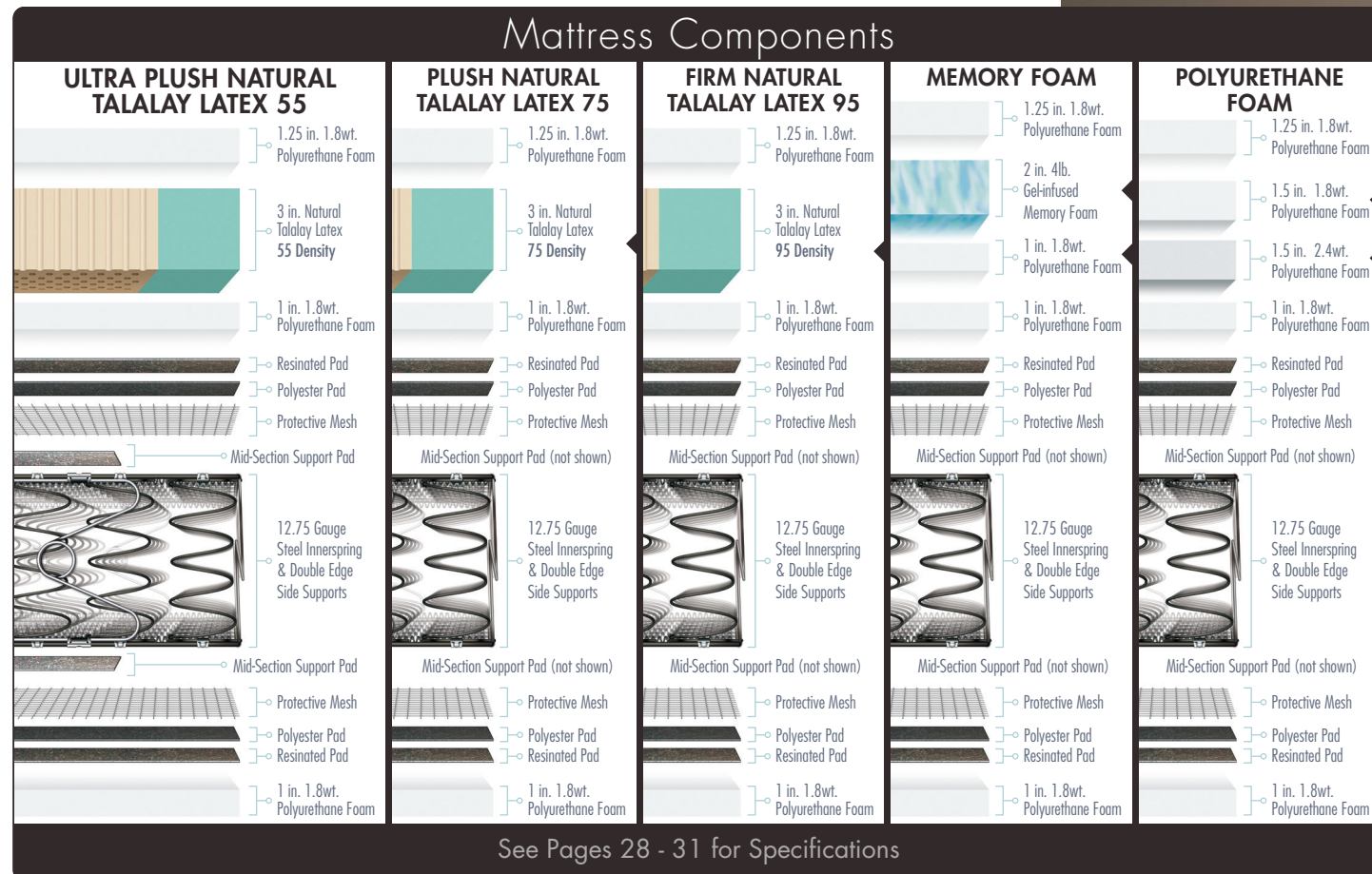
Perfect Choice

With its replaceable pillowtop style, the Perfect Choice may well become the mattress gold standard of the future and arguably the ultimate combination of mattress components.

The innovative detachable pillowtop concept was first introduced in 2002 and since then has been continually tested and improved.

Natural Talalay Latex foam is breathable, hygienic, moisture dissipating, hypoallergenic, antifungal, antibacterial and even anti-dust mite.

We now offer five customizable pillowtop foam options that make this mattress the obvious perfect choice.





Replaceable Pillowtop

Replaceable Pillowtop,
Flippable Mattress,
Innerspring Core



Perfect Choice



Hand Craftsmanship



The Finishing Touch

After the components have been assembled, the mattress is ready for the final step.

A skilled craftsman uses a tape-edger machine to bind the cover and border together using color-coordinated binding to finish off the Monarch Rest™ mattress.

We put in a lot of effort to package your mattress so it arrives at your home clean and undamaged.

Single-Sided Mattresses

The single-sided mattress is padded on one side. The other side is designed to rest upon the foundation with a durable nonskid surface. Customers can rotate them periodically to improve their durability but do not flip the mattress.

Monarch Rest™ single-sided mattresses are built from the support core upward, adding comfort layers as we build upwards toward the topmost quilted cover. The innerspring core or super high-density polyurethane core and various combinations of foam layers above the core create a customized firm or plush feel. This customization accounts for the growing popularity of the single-sided mattress.



We recommend rotating it from head to foot once every three months. Periodic rotation protects against uneven wear.

Monarch Rest™ foundations will work fine with any Monarch Rest™ mattress. We can mix and match any combination you choose.

7.5 in. height
14 slat foundation



Slat number varies depending on size**

4.5 in. height
14 slat foundation



7.5 in. height
8 slat foundation



Most* single-sided Monarch Rest™ mattresses come standard with a premium 14 slat foundation. We order this unit with a 1 x 3 top slats spaced 2.5 inches apart. This gives a strong solid base for your mattress, with less motion transfer. These are available in a standard 7.5 in. height or low profile 4.5 in. height.

*Standard Quiet Night foundations use a more economical 8 slat version.

**Twin – 13 slat, Full – 13 slat, Queen – 14 slat, King – 14 slat.


Standard in: Royal Night, Tranquility, Integrity, Serenity, Ultra Gel and Conformal Latex

Quiet Night Plush/Firm

Quiet Night Plush/Firm

Mattress Components

PLUSH



FIRM



See Pages 28 - 31 for Specifications

Keine Zeit ist verloren, auf Gott zu warten.

Single-Sided,
Innerspring Core




Quiet Night Pillowtop

Quiet Night Pillowtop



Single-Sided,
Innerspring Core
Pillowtop

Mattress Components




See Pages 28 - 31 for Specifications

Sei du selbst der Wandel,
den du in dieser Welt sehen willst


Royal Night Plush/Firm

Mattress Components

PLUSH



FIRM



See Pages 28 - 31 for Specifications

So werdet ihr Ruhe finden für eure Seele

Single-Sided,
Innerspring Core
Pillowtop



Royal Night Plush/Firm

ADJUSTABLE SLEEP SYSTEM *by Leggett & Platt®*

A CUSTOMIZABLE SLEEP SOLUTION

Get the comfort and support you need for sleeping, reading, catching up on emails, or simply lounging. Our adjustable foundations allow you to adjust the head or foot of the mattress, enabling you to adjust your bed to your lifestyle. Choose from our most affordable BRIO base with essential features, our STYLE with the invigorating all-body massage option and wall-hugging design, or the ULTRA which offers USB ports and Bluetooth capability.

The following mattresses on pages 20–27 are specially designed for motion beds. Most of our other mattresses can be modified to be motion base friendly.

Mfg. by Leggett & Platt Inc.

PO Box 668 | Lexington NC 27293 | Toll Free: 800.888.3078 | www.lpadjustablebases.com

ULTRA FOUNDATION

14 in. to 18 in. Adjustable Height

U-132 ULTRA REMOTE

The wireless remote features preset positions and puts comfort control into your hands.



14" to 18"
Adjustable
Height

6" to 10"
Adjustable
Height

Features

- Assembled in the USA
- 850 lb Rated Capacity
- USB Charging Port
- Bluetooth Ready (IOS only)

Bluetooth®



- Post-Sale Tech Support
- Flush Headboard/Wall Design
- Head / Foot Articulation
- Adjustable Height Leg (adjusts from 6" to 10")
- Dual Massage
- Wireless Programmable Remote
- Undercarriage LED Lighting
- 1-3-25 Warranty

Available in the following sizes: Twin XL (split King), Full, Queen, King

STYLE FOUNDATION

14 in. to 18 in. Adjustable Height

S-122 STYLE REMOTE

The wireless remote features preset positions and puts comfort control into your hands.



Features

- Assembled in the USA
- 850 lb Rated Capacity
- Post-Sale Tech Support
- Flush Headboard/Wall Design
- Head/Foot Articulation
- Adjustable Height Leg (adjusts from 6" to 10")
- Dual Massage
- Wireless Programmable Remote
- Undercarriage LED Lighting
- 1-3-25 Warranty

Available in the following sizes: Twin XL (split King), Full, Queen, King

BRIO FOUNDATION

15 in. Height

B-120 BRIO REMOTE

The wireless remote is simple to use with easy up and down head and foot commands.



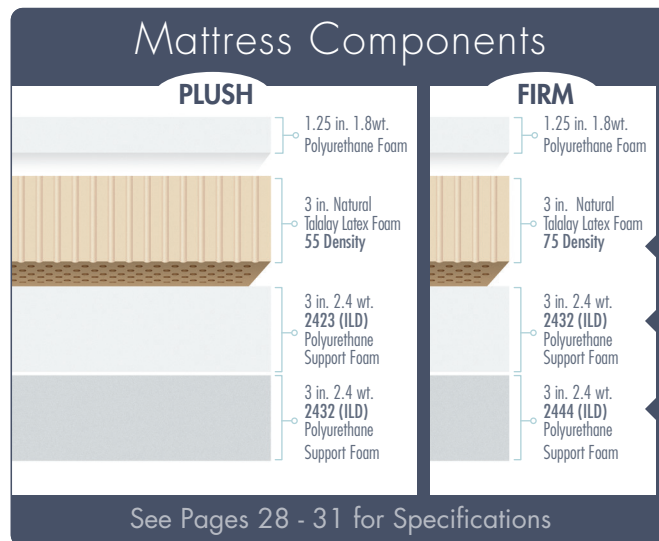
Features

- Assembled in the USA
- 850 lb Rated Capacity
- Post-Sale Tech Support
- Head/Foot Articulation
- Wireless Remote
- Variable Leg Height Options
- Lightweight vs current offerings
- 1-3-25 Warranty

Available in the following sizes: Twin XL (split King), Full, Queen, King

Conforma Latex

The padding in the Conforma Latex mattress is made of high-performance natural Talalay Latex and is like sleeping on a cushion of air. This latex foam is breathable, hygienic, moisture dissipating, hypoallergenic, antibacterial, antifungal, and even anti-dust mite. It is a natural plant derivative of the Hevea Brasiliensis tree (rubber tree) and is environmentally friendly. The Talalay foam comfort is a unique feel and has become very popular for well-informed buyers.



Jeder Tag ist ein Geschenk Gottes



Conforma Latex Plush/Firm

Adjustable, Single-Sided,
Super High-Density
Foam Core

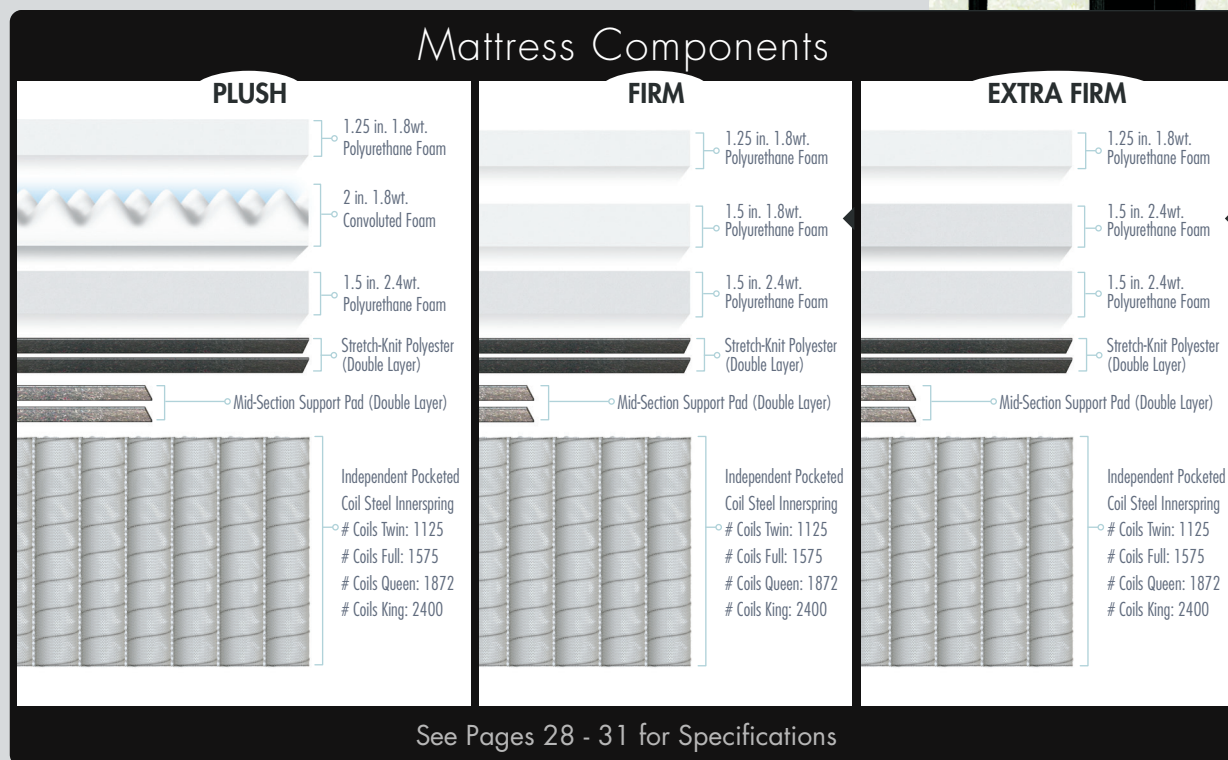


The seal is circular with a crown in the center. The text around the crown reads "MONARCH REST 20 YEAR LIMITED WARRANTY". Below the crown, it says "20 YEAR". At the bottom, it says "WARRANTY".

Tranquility

Tranquility is our latest addition to the Monarch Rest™ luxury line of mattresses. The independent pocketed coil system in this model greatly reduces partner disturbance during sleep.

The Tranquility pillowtop is made from combinations of Polyurethane foam to give you a night's sleep like nothing you have experienced before.



Mach mehr von weniger.



Tranquility Plush/Firm/Extra Firm

Adjustable, Single-Sided, Pocketed Innerspring Core



Integrity

Integrity Ultra Plush/Plush/Firm



Adjustable, Single-Sided, Pocketed Innerspring Core

Mattress Components

ULTRA PLUSH	PLUSH	FIRM
1.25 in. 1.8wt. Polyurethane Foam	1.25 in. 1.8wt. Polyurethane Foam	1.25 in. 1.8wt. Polyurethane Foam
3 in. Natural Talalay Latex 55 Density	3 in. Natural Talalay Latex 75 Density	3 in. Natural Talalay Latex 95 Density
Stretch-Knit Polyester (Double Layer)	Stretch-Knit Polyester (Double Layer)	Stretch-Knit Polyester (Double Layer)
Mid-Section Support Pad (Double Layer)	Mid-Section Support Pad (Double Layer)	Mid-Section Support Pad (Double Layer)
Independent Pocketed Coil Steel Innerspring # Coils Twin: 1125 # Coils Full: 1575 # Coils Queen: 1872 # Coils King: 2400	Independent Pocketed Coil Steel Innerspring # Coils Twin: 1125 # Coils Full: 1575 # Coils Queen: 1872 # Coils King: 2400	Independent Pocketed Coil Steel Innerspring # Coils Twin: 1125 # Coils Full: 1575 # Coils Queen: 1872 # Coils King: 2400

See Pages 28 - 31 for Specifications

In ein ändernden Welt können wir auf Gottes Beständigkeit vertrauen!

Ultra Gel


Ultra Gel Plush/Firm

Mattress Components


PLUSH




3 in. 4lb.
Gel-infused
Memory Foam



1.5 in. 1.8wt.
Polyurethane
Foam




3 in. 2.4 wt.
2423 (ILD)
Polyurethane
Support Foam



3 in. 2.4 wt.
2432 (ILD)
Polyurethane
Support Foam

FIRM



3 in. 4lb.
Gel-infused
Memory Foam



1.5 in. 1.8wt.
Polyurethane
Foam



6 in. 2.4 wt.
2444 (ILD)
Polyurethane
Support Foam

See Pages 28 - 31 for Specifications

Adjustable, Single-Sided,
Super High-Density
Foam Core

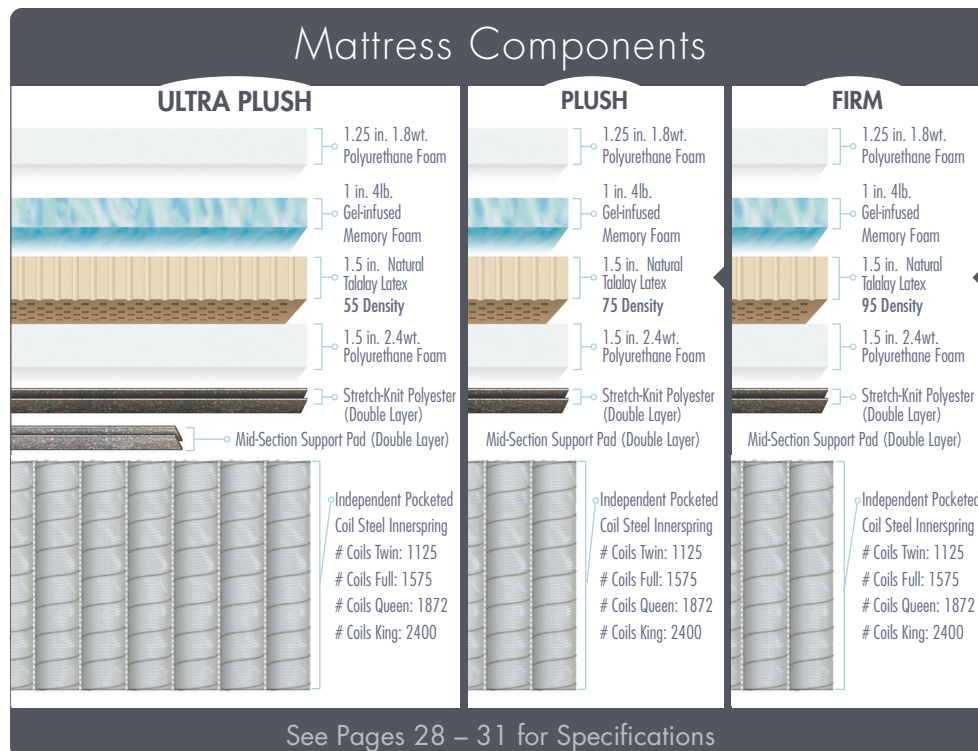


Legst du dich, so wirst du dich nicht furchten, sonder süß schlafend

Serenity

The inner support core of the Serenity mattress is made of pocketed steel coils that give independent suspension within the core frame. The textile pockets are fused to each other within the frame. Sleep is enhanced because of the individual movement of each unconnected spring. These independent pockets greatly reduce the disturbance factor during sleep.

The luxurious Serenity pillowtop is made from combinations of Natural Talalay Latex, Gel-infused Memory Foam and Super High-Density Polyurethane foam to give optimum sleeping comfort. You will love your bed and wonder why you waited so long to purchase one of Monarch Rest's best mattresses, the Serenity.



Frieden finden wir nicht dem, was uns umgibt,
sondern darin, was wir in uns tragen



Serenity
Ultra Plush

Adjustable, Single-Sided,
Pocketed Innerspring Core



Serenity Ultra Plush/Plush/Firm



Supreme Plush/Firm

TWO-SIDED

HEIGHT: Plush 11/Firm 10 in.

WARRANTY: 20 YEAR TOTAL
7 Yr. Full Coverage/13Yr. Prorated

CORE SUPPORT:

Innerspring Steel Coil, 13 ga.
Coils Twin: 216
Coils Full: 312
Coils Queen: 390
Coils King: 468

SIDE SUPPORT:

Double Edge Guard Side Supports
Twin: 6
Full: 6
Queen: 6
King: 6

INSULATION:

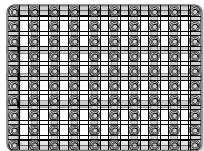
Resinated Textile Pad
Polyester Mid-Section Pad
Plastic Protective Mesh

PADDING

- A. Plush:** Polyurethane Foam
1.8 wt., 1.5 in.
B. Firm: Polyurethane Foam
1.8 wt., 1 in.

COVER QUILTED TO:

Polyurethane Foam 1.5 wt., 1 in.
Fire-Retardant Rayon Fiber



A. Firm ○ ○ ○ ○ ○ ● ○ ○ Plush

B. Firm ○ ● ○ ○ ○ ○ ○ ○ Plush



Supreme Pillowtop

TWO-SIDED, HEIGHT: 12 in.

WARRANTY: 20 YEAR TOTAL
7 Yr. Full Coverage/13Yr. Prorated

CORE SUPPORT:

Innerspring Steel Coil, 13 ga.
Coils Twin: 216
Coils Full: 312
Coils Queen: 390
Coils King: 468

SIDE SUPPORT:

Double Edge Guard Side Supports
Twin: 6
Full: 6
Queen: 6
King: 6

INSULATION:

Resinated Textile Pad
Polyester Mid-Section Pad
Plastic Protective Mesh

PADDING:

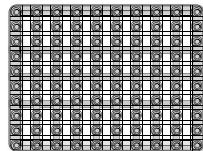
Polyurethane Foam 1.8 wt., .5 in

PILLOWTOP:

Convuluted Foam 1.8 wt., 2 in.

COVER QUILTED TO:

Polyurethane Foam 1.5 wt., 1 in.
Fire-Retardant Rayon Fiber



Firm ○ ○ ○ ○ ○ ● ○ ○ Plush



Elite Firm

TWO-SIDED, HEIGHT: 10.5 in.

WARRANTY: 20 YEAR TOTAL
10 Yr. Full Coverage/10Yr. Prorated

CORE SUPPORT:

Offset Innerspring Steel Coil, 12.75 ga.
Coils Twin: 253
Coils Full: 368
Coils Queen: 450
Coils King: 575

SIDE SUPPORT:

Double Edge Guard Side Supports
Twin: 12
Full: 12
Queen: 14
King: 14

INSULATION:

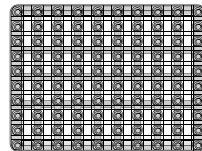
Resinated Textile Pad
Needle Punched Polyester Pad
Polyester Mid-Section Pad
Plastic Protective Mesh

PADDING:

Polyurethane Foam 1.8 wt., 1.5 in.
with 2444 ILD High Density
Perimeter Support

COVER QUILTED TO:

Polyurethane Foam 1.8 wt., .75 in.
Fire-Retardant Rayon Fiber



Iron Wood bed by PENWOOD Furniture

Firm ○ ● ○ ○ ○ ○ ○ ○ Plush



Elite Plush

TWO-SIDED, HEIGHT: 12 in.

WARRANTY: 20 YEAR TOTAL
10 Yr. Full Coverage/10Yr. Prorated

CORE SUPPORT:

Offset Innerspring Steel Coil, 12.75 ga.
Coils Twin: 253
Coils Full: 368
Coils Queen: 450
Coils King: 575

SIDE SUPPORT:

Double Edge Guard Side Supports
Twin: 12
Full: 12
Queen: 14
King: 14

INSULATION:

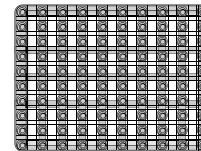
Resinated Textile Pad
Needle Punched Polyester Pad
Polyester Mid-Section Pad
Plastic Protective Mesh

PADDING:

Convuluted Foam 1.8 wt., 2 in.

COVER QUILTED TO:

Polyurethane Foam 1.8 wt., 1.25 in.
Fire-Retardant Rayon Fiber



Firm ○ ○ ○ ○ ● ○ ○ ○ Plush



Elite Plush Premier

TWO-SIDED, HEIGHT: 13 in.

WARRANTY: 20 YEAR TOTAL
10 Yr. Full Coverage/10Yr. Prorated

CORE SUPPORT:

Offset Innerspring Steel Coil, 12.75 ga.
Coils Twin: 253
Coils Full: 368
Coils Queen: 450
Coils King: 575

SIDE SUPPORT:

Double Edge Guard Side Supports
Twin: 12
Full: 12
Queen: 14
King: 14

INSULATION:

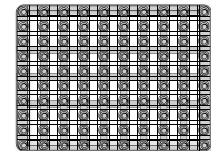
Resinated Textile Pad
Needle Punched Polyester Pad
Polyester Mid-Section Pad
Plastic Protective Mesh

PADDING:

Polyurethane Foam 1.8 wt., 2.5 in.
with 2444 ILD High Density
Perimeter Support

COVER QUILTED TO:

Polyurethane Foam 1.8 wt., 1.25 in.
Fire-Retardant Rayon Fiber



Firm ○ ○ ○ ○ ● ○ ○ ○ Plush



Pg. 8

Elite Pillowtop

TWO-SIDED, HEIGHT: 13 in.

WARRANTY: 20 YEAR TOTAL
10 Yr. Full Coverage/10Yr. Prorated

CORE SUPPORT:

Offset Innerspring Steel Coil, 12.75 ga.
Coils Twin: 253
Coils Full: 368
Coils Queen: 450
Coils King: 575

SIDE SUPPORT:

Double Edge Guard Side Supports
Twin: 12
Full: 12
Queen: 14
King: 14

INSULATION:

Resinated Textile Pad
Needle Punched Polyester Pad
Polyester Mid-Section Pad
Plastic Protective Mesh

PADDING:

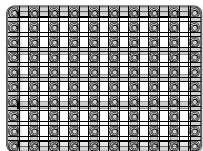
Polyurethane Foam 1.8 wt., .5 in.

PILLOWTOP:

Polyurethane Foam 1.8 wt., 2 in.
with 2444 ILD High Density
Perimeter Support

COVER QUILTED TO:

Polyurethane Foam 1.8 wt., 1.25 in.
Fire-Retardant Rayon Fiber



Firm ○ ○ ○ ○ ● ○ ○ ○ Plush



Pg. 9

Elite Elegance

TWO-SIDED, HEIGHT: 14 in.

WARRANTY: 20 YEAR TOTAL
10 Yr. Full Coverage/10Yr. Prorated

CORE SUPPORT:

Offset Innerspring Steel Coil, 12.75 ga.
Coils Twin: 253
Coils Full: 368
Coils Queen: 450
Coils King: 575

SIDE SUPPORT:

Double Edge Guard Side Supports
Twin: 12
Full: 12
Queen: 14
King: 14

INSULATION:

Resinated Textile Pad
Needle Punched Polyester Pad
Polyester Mid-Section Pad
Plastic Protective Mesh

PADDING:

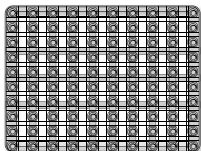
Polyurethane Foam 1.8 wt., .5 in.

PILLOWTOP:

Natural Talalay Latex 55, 1 in.
Polyurethane Foam 1.8 wt., 1.5 in.
with 2444 ILD High Density
Perimeter Support

COVER QUILTED TO:

Polyurethane Foam 1.8 wt., 1.25 in.
Fire-Retardant Rayon Fiber



Firm ○ ○ ○ ○ ● ○ ○ ○ Plush



Pg. 10

Ultrapedic

TWO-SIDED, HEIGHT: 11 in.

WARRANTY: 20 YEAR TOTAL
10 Yr. Full Coverage/10Yr. Prorated

CORE SUPPORT:

Foam Support Core
Polyurethane 2.4 wt., 3 in.
2432 (ILD)*

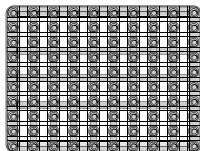
PADDING:

Gel-Infused Memory Foam
4 lb., 3 in.

COVER QUILTED TO:

Polyurethane Foam 1.8 wt., .75 in.
Fire-Retardant Rayon Fiber

*ILD Indentation Load Deflection
24 32
2.4 Weight Firmness Rating



Firm ○ ○ ○ ○ ○ ● ○ Plush



Pg. 11

Ultra Pillow Plush

TWO-SIDED, HEIGHT: 15 in.

WARRANTY: 20 YEAR TOTAL
10 Yr. Full Coverage/10Yr. Prorated

CORE SUPPORT:

Foam Support Core
Polyurethane 2.4 wt., 6 in.
2432 (ILD)*

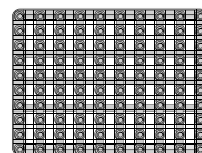
PILLOWTOP:

Convuluted Foam 1.8 wt., 2 in.
Gel-Infused Memory Foam
4 lb., 1 in.

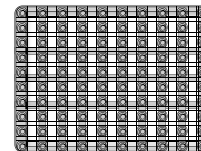
COVER QUILTED TO:

Polyurethane Foam 1.8 wt., 1.25 in.
Fire-Retardant Rayon Fiber

*ILD Indentation Load Deflection
24 32
2.4 Weight Firmness Rating



Perfect Choice Boxspring



Firm ○ ○ ○ ○ ○ ● ○ Plush



Pg. 12, 13

Perfect Choice

SINGLE-SIDED, HEIGHT: 13 in.

WARRANTY: 20 YEAR TOTAL
10 Yr. Full Coverage/10Yr. Prorated

CORE SUPPORT:

Offset Innerspring Steel Coil, 12.75 ga.
Coils Twin: 253
Coils Full: 368
Coils Queen: 450
Coils King: 575

SIDE SUPPORT:

Double Edge Guard Side Supports
Twin: 12, # Full: 12
Queen: 14, # King: 14

INSULATION:

Resinated Textile Pad
Needle Punched Polyester Pad
Polyester Mid-Section Pad
Plastic Protective Mesh

PADDING:

Polyurethane Foam 1.8 wt., 1 in.

PILLOWTOP

Replaceable Pillowtop Foam Options:

- A. Ultra Plush: Natural Talalay Latex 55, 3 in.
- B. Plush: Natural Talalay Latex 75, 3 in.
- C. Firm: Natural Talalay Latex 95, 3 in.
- D. Polyurethane Foam 1.8 wt., 1 in.
Gel-Infused Memory Foam 4 lb., 2 in.
- E. Polyurethane Foam 1.8 wt., 1.5 in.
Polyurethane Foam 2.4 wt., 1.5 in.

Pillowtop Edge Support:

Foam Perimeter Support 2.4 wt. (fused to all
Natural Talalay Latex foam)

COVER QUILTED TO:

Polyurethane Foam 1.8 wt., 1.25 in.
Fire-Retardant Rayon Fiber

Urban Cottage bed by PENWOOD Furniture

A. Firm ○ ○ ○ ○ ○ ● ○ Plush

B. Firm ○ ○ ○ ○ ○ ● ○ Plush

C. Firm ○ ○ ○ ○ ○ ● ○ Plush

D. Firm ○ ○ ○ ○ ○ ● ○ Plush

E. Firm ○ ○ ○ ○ ○ ● ○ Plush



Pg. 15

Quiet Night Plush/Firm

SINGLE-SIDED

HEIGHT: Plush 10 in./Firm 9 in.

WARRANTY: 20 YEAR TOTAL
7 Yr. Full Coverage/13Yr. Prorated

CORE SUPPORT:

Innerspring Steel Coil, 13 ga.
Coils Twin: 216
Coils Full: 312
Coils Queen: 390
Coils King: 468

INSULATION:

Resinated Textile Pad
Polyester Mid-Section Pad
Plastic Protective Mesh

PADDING:

A. Plush: Convoluted Foam
1.8 wt., 3 in.
B. Firm: Polyurethane Foam
1.8 wt., 2in.

COVER QUILTED TO:

Polyurethane Foam 1.5 wt., 1 in.
Fire-Retardant Rayon Fiber



A. Firm ○ ○ ○ ○ ● ○ ○ ○ Plush
B. Firm ○ ○ ○ ● ○ ○ ○ ○ Plush



Pg. 16

Quiet Night Pillowtop

SINGLE-SIDED, HEIGHT: 10 in.

WARRANTY: 20 YEAR TOTAL
7 Yr. Full Coverage/13Yr. Prorated

CORE SUPPORT:

Innerspring Steel Coil, 13 ga.
Coils Twin: 216
Coils Full: 312
Coils Queen: 390
Coils King: 468

SIDE SUPPORT:

Double Edge Guard Side Supports
Twin: 6
Full: 6
Queen: 6
King: 6

INSULATION:

Resinated Textile Pad
Polyester Mid-Section Pad
Plastic Protective Mesh

PADDING:

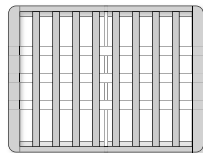
Polyurethane Foam 1.8 wt., .5 in.

PILLOWTOP:

Convoluted Foam 1.8 wt., 3 in.

COVER QUILTED TO:

Polyurethane Foam 1.5 wt., 1 in.
Fire-Retardant Rayon Fiber



Iron Wood bed by PENWOOD Furniture

Firm ○ ○ ○ ○ ○ ● ○ ○ Plush



Pg. 17

Royal Night Plush/Firm

SINGLE-SIDED, HEIGHT: 11 in.

WARRANTY: 20 YEAR TOTAL
10 Yr. Full Coverage/10Yr. Prorated

CORE SUPPORT:

Innerspring Steel Coil, 13 ga.
Coils Twin: 216
Coils Full: 312
Coils Queen: 390
Coils King: 468

SIDE SUPPORT:

Double Edge Guard Side Supports
Twin: 6
Full: 6
Queen: 6
King: 6

INSULATION:

Resinated Textile Pad
Needle Punched Polyester Pad
Polyester Mid-Section Pad
Plastic Protective Mesh

PADDING:

Polyurethane Foam 1.8 wt., 1 in.

PILLOWTOP


A. Plush:
Polyurethane Foam 2.4 wt., 1.5 in.
Convoluted Foam 1.8 wt., 2 in.

B. Firm:

Polyurethane Foam 2.4 wt., 1.5 in.
Polyurethane Foam 1.8 wt., 1.5 in.

COVER QUILTED TO:

Polyurethane Foam 1.8 wt., 1.25 in.
Fire-Retardant Rayon Fiber



A. Firm ○ ○ ○ ○ ○ ○ ● Plush
B. Firm ○ ○ ○ ○ ● ○ ○ ○ Plush


ADJUSTABLE SLEEP SYSTEM

ULTRA FOUNDATION




Pg. 18

STYLE FOUNDATION



Pg. 19

BRIO FOUNDATION



Pg. 19

All catalog specifications as of November, 2020.
Specifications may change without notification.
Not responsible for typographical errors.

Our Firmness/Plush gauges are intended for
comparison only and may not reflect your personal ratings.

Comparison chart boxspring and foundation illustrations shown in Queen size.

ADJUSTABLE BASE / MOTION BEDS



Pg. 20, 21

Conforma Latex

SINGLE-SIDED, HEIGHT: 10.5 in.

WARRANTY: 20 YEAR TOTAL
10 Yr. Full Coverage/10Yr. Prorated

CORE SUPPORT:

A. Plush: Foam Support Core
Polyurethane 2.4 wt., 3 in.
2432 (ILD)**
Polyurethane 2.4 wt., 3 in.
2423 (ILD)*

B. Firm: Foam Support Core
Polyurethane 2.4 wt., 3 in.
2444 (ILD)***
Polyurethane 2.4 wt., 3 in.
2432 (ILD)**

PADDING:

A. Plush: Natural Talalay Latex 55, 3 in.

B. Firm: Natural Talalay Latex 75, 3 in.

COVER QUILTED TO:

Polyurethane Foam 1.8 wt., 1.25 in.
Fire-Retardant Rayon Fiber

ILD Indentation Load Deflection

***24 23**

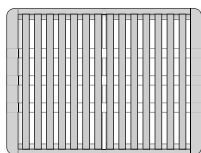
2.4 Weight | Firmness Rating

****24 32**

2.4 Weight | Firmness Rating

*****24 44**

2.4 Weight | Firmness Rating



A. Firm ○ ○ ○ ○ ○ ○ ○ ● ○ Plush

B. Firm ○ ○ ○ ● ○ ○ ○ ○ Plush



Pg. 22, 23

Tranquility Plush/Firm

SINGLE-SIDED, HEIGHT: 13 in.

WARRANTY: 20 YEAR TOTAL
10 Yr. Full Coverage/10Yr. Prorated

CORE SUPPORT:

Independent Pocketed Coil
Steel Innerspring
Coils Twin: 1125
Coils Full: 1575
Coils Queen: 1872
Coils King: 2400

INSULATION:

Polyester Mid-Section Double Pad
Stretch-Knit Polyester Double Pad

PILLOWTOP

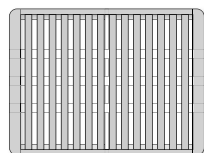
A. Plush:
Polyurethane Foam 2.4 wt., 1.5 in.
Convuluted Foam 1.8 wt., 2 in.

B. Firm:
Polyurethane Foam 2.4 wt., 1.5 in.
Polyurethane Foam 1.8 wt., 1.5 in.

C. Extra Firm:
Polyurethane Foam 2.4 wt., 1.5 in.
Polyurethane Foam 2.4 wt., 1.5 in.

COVER QUILTED TO:

Polyurethane Foam 1.8 wt., 1.25 in.
Fire-Retardant Rayon Fiber



A. Firm ○ ○ ○ ○ ○ ○ ○ ● ○ Plush

B. Firm ○ ○ ○ ● ○ ○ ○ ○ Plush

C. Firm ● ○ ○ ○ ○ ○ ○ ○ Plush



Pg. 24

Integrity

SINGLE-SIDED, HEIGHT: 13 in.

WARRANTY: 20 YEAR TOTAL
10 Yr. Full Coverage/10Yr. Prorated

CORE SUPPORT:

Independent Pocketed Coil
Steel Innerspring
Coils Twin: 1125
Coils Full: 1575
Coils Queen: 1872
Coils King: 2400

INSULATION:

Stretch-Knit Polyester Double Pad
Polyester Mid-Section Double Pad

PILLOWTOP:


A. Ultra Plush: Natural Talalay
Latex 55, 3 in.

B. Plush: Natural Talalay Latex 75, 3 in.

C. Firm: Natural Talalay Latex 95, 3 in.

COVER QUILTED TO:

Polyurethane Foam 1.8 wt., 1.25 in.
Fire-Retardant Rayon Fiber



A. Firm ○ ○ ○ ○ ○ ○ ○ ● ○ Plush

B. Firm ○ ○ ○ ● ○ ○ ○ ○ Plush

C. Firm ○ ● ○ ○ ○ ○ ○ ○ Plush



Pg. 25

Ultra Gel

SINGLE-SIDED, HEIGHT: 10.5 in.

WARRANTY: 20 YEAR TOTAL
10 Yr. Full Coverage/10Yr. Prorated

CORE SUPPORT:

Plush: Foam Support Core
Polyurethane 2.4 wt., 3 in.
2432 (ILD)*
Polyurethane 2.4 wt., 3 in.
2423 (ILD)*

Firm: Foam Support Core
Polyurethane 2.4 wt., 6 in.
2444 (ILD)**

PADDING:

A. Plush: Polyurethane Foam
1.8 wt., 1.5 in.
Gel-Infused Memory Foam
4 lb., 3 in.

B. Firm: Polyurethane Foam
1.8 wt., 1.5 in.
Gel-Infused Memory Foam
4 lb., 3 in.

KNITTED COVER:

Premium 420g Circular Knit
(Cover is inherently fire-retardant)

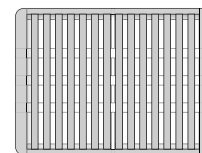
ILD Indentation Load Deflection

***24 23**

2.4 Weight | Firmness Rating

****24 44**

2.4 Weight | Firmness Rating



A. Firm ○ ○ ○ ○ ○ ○ ○ ● ○ Plush

B. Firm ○ ○ ○ ○ ● ○ ○ ○ Plush



Pg. 26, 27

Serenity

SINGLE-SIDED, HEIGHT: 14 in.

WARRANTY: 20 YEAR TOTAL
10 Yr. Full Coverage/10Yr. Prorated

CORE SUPPORT:

Independent Pocketed Coil
Steel Innerspring
Coils Twin: 1125
Coils Full: 1575
Coils Queen: 1872
Coils King: 2400

INSULATION:

Stretch-Knit Polyester Double Pad
Polyester Mid-Section Double Pad

PILLOWTOP


A. Ultra Plush Pillowtop:
Polyurethane Foam 2.4 wt., 1.5 in.
Natural Talalay Latex 55, 1.5 in.
Gel-Infused Memory Foam
4 lb., 1 in.

B. Plush Pillowtop:
Polyurethane Foam 2.4 wt., 1.5 in.
Natural Talalay Latex 75, 1.5 in.
Gel-Infused Memory Foam
4 lb., 1 in.

C. Firm Pillowtop:
Polyurethane Foam 2.4 wt., 1.5 in.
Natural Talalay Latex 95, 1.5 in.
Gel-Infused Memory Foam
4 lb., 1 in.

COVER QUILTED TO:

Polyurethane Foam 1.8 wt., 1.25 in.
Fire-Retardant Rayon Fiber



A. Firm ○ ○ ○ ○ ○ ○ ○ ● ○ Plush

B. Firm ○ ○ ○ ○ ○ ○ ○ ● ○ Plush

C. Firm ○ ○ ○ ● ○ ○ ○ ○ Plush

The Monarch Rest™ Limited Warranty

Every Monarch Rest™ mattress set has been manufactured with your health and comfort in mind. The interior of the mattress is designed to give you years of extended service. In order to receive optimum life from your mattress, we recommend using a mattress pad at all times.



The quality and craftsmanship that are built into every mattress set allows Rainbow Bedding Co. Ltd. to offer a limited 20-year warranty against all defects in workmanship and/or materials. This includes providing you with an unprecedented, ½-inch body impression warranty on all Monarch Rest™ mattresses sold as a set. Set is defined as a mattress and a boxspring or foundation. Mattresses sold alone may also qualify. See your local dealer for specifics.

Wire Gauge Innerspring

The lower the number, the heavier the wire. 12.75 gauge is much heavier than 14.5 gauge. Wire gauge is just as important as the number of coils.

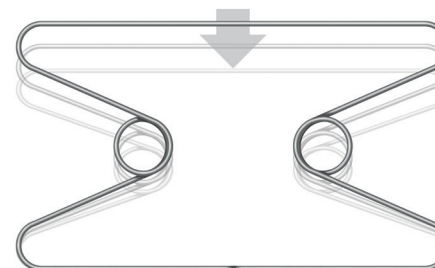
Insulation

The insulation is hidden within the mattress. In the component illustration for each mattress, you can see that carefully selected components combine to keep the foam padding from being pushed down into the innerspring. Insufficient insulation will result in damaged foam and body impressions.

Foam

Polyurethane foams are rated by weight (density) and firmness (ILD). 1835 indicates that a foam weighs 1.8 lbs. per cubic foot (note the first two numbers). The last two numbers in this example (35) indicates that the foam is of medium firmness. If the second number is low (such as 15) it indicates soft foam. A high number such as 45 indicates a firm foam.

In the past, the industry used 1.8 wt. quilting foam as standard. Today, many manufacturers use low-density, super soft foam in the quilting and low-density foam in the mattress padding. A 1.8 wt. foam will last approximately twice as long as a 1.2 wt. and three times as long as the low-density, super soft quilting foams.



Double-Edge Side Supports

The double-edge coil side supports that Monarch Rest uses are arguably the strongest, most durable supports available. We believe they provide the best edge support when compared to other support systems.

Sizes & Standards

BED SIZES

TWIN: 38" x 75"
TWIN XL: 38" x 80"
FULL: 53" x 75"
FULL XL: 53" x 80"
QUEEN: 60" x 80"
KING: 76" x 80"
CAL KING: 72" x 84"

FOUNDATION HEIGHTS

8" STANDARD BOXSPRING
5" LO-PRO BOXSPRING
7.5" WOOD FOUNDATION
4.5" LO-PRO
WOOD FOUNDATION
2" BUNKIE BOARD

The Millers

We, the Millers, trace our heritage back to a Swiss-German pilgrimage to America in search of religious freedom. Our ancestors believed in and lived lives of honesty and integrity. They believed in treating others the way they themselves wanted to be treated. These core values dictated the way they did business. We consider ourselves very blessed to have this rich heritage. We want our descendants to have a heritage as rich as the one we enjoy.

Our goal is to continue this tradition of producing quality products at fair prices. We desire to do business in such a way that you will have complete confidence in our word.

When you purchase a Monarch Rest™ mattress you have invested in years of comfortable sleep. However, it is our hope that your pursuit of sleep would go well beyond the physical and you would also know what it means to wake up in the morning with a rested soul.

Thank you for giving us the opportunity to earn your business.

Jolan Miller Paul Miller

Jolan & Paul Miller, Rainbow Bedding Co. Ltd.

German Translations

Page 3: He that keepeth thee will not slumber — Psalms 121:3b

Page 4: Why worry when you can pray

Page 5: The sleep of a laboring man is sweet — Ecclesiastes 5:12

Page 6: May the work of your hands always refresh the soul.

Page 7: It is your life, make the best of it

Page 8: In quietness and in confidence shall be your strength — Isaiah 30:15

Page 9: I will both lay me down in peace and sleep — Psalm 4:8

Page 10: Clean thoughts produce clean lives

Page 11: A clear conscience is a soft pillow

Page 12: Choose ye this day whom ye will serve — Joshua 24:15

Page 15: You waste not time while waiting on God

Page 16: Be the change you want to see in the world

Page 17: Ye shall find rest for your soul — Matthew 11:29

Page 20: Every day is a free gift from God

Page 22: Make more with less

Page 24: In a changing world we can rest in an unchanging God


Page 25: Thou shalt lie down, and thy sleep shall be sweet — Proverbs 3:24

Page 26: Peace is found not in what surrounds us but what we hold within



HANDCRAFTED LUXURY

MONARCH
REST™



Every mattress we make
is individually hand crafted in the
restful, rolling hills of Sugarcreek, Ohio and
filled with our most valuable asset:

A PASSION FOR INTEGRITY

We stand behind each Monarch Rest™ mattress set
with our 1/2 inch body impression warranty.